

Agenda Supplement

Dorset County Council



Meeting: Economic Growth Overview and Scrutiny Committee
Time: 10.00 am
Date: 24 January 2018
Venue: Committee Room 1, County Hall, Colliton Park, Dorchester, Dorset, DT1 1XJ

Debbie Ward
Chief Executive

Contact: David Northover, Senior Democratic Services
Officer
County Hall, Dorchester, DT1 1XJ
01305 224175 -
d.r.northover@dorsetcc.gov.uk

Date of Publication:
Tuesday, 16 January 2018

7. Outcomes Focused Monitoring Report, January 2018

3 - 14

To consider the Outcomes Focused Monitoring Report at January 2018.

This page is intentionally left blank



Dorset County Council

Prosperous

Outcome Sponsor – Mike Harries

Director for Environment and the Economy



Outcomes Focused Monitoring Report

January 2018



The following pages have been provided to summarise the current position against each outcome indicator and performance measure. This will help the council to identify and focus upon potential areas for further scrutiny. All risks are drawn from the [Corporate Risk Register](#) and mapped against specific population indicators where relevant.

Any further corporate risks that relate to the 'Prosperous' outcome is also included to provide a full overview. Please note that information relating to outcomes and shared accountability can be found on the [Dorset Outcomes Tracker](#).

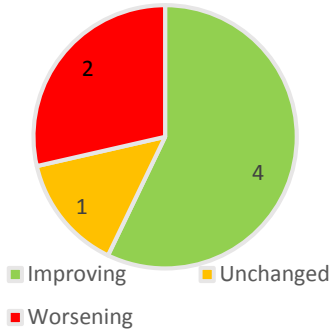
Contents	
Population Indicator	Page No
Executive Summary	3
01: The productivity of Dorset's businesses	4
02: Rate of start-ups of new business enterprises	5
03: Percentage of children achieving the 'Basics' measures at Key Stage 4	6
04: Percentage of residents educated to level 4 (or equivalent) and above	7
05: Ratio of lower quartile house prices to lower quartile earnings	8
06: Rates of coverage of superfast broadband	9
07: Apprenticeship starts as % of population aged 16-64	10
Corporate Risks that feature within Prosperous but are not assigned to a specific Population Indicator	11
Key to risk and performance assessments	11
Contact	12



Corporate Plan 2017-18: Dorset County Council's Outcomes and Performance Framework

PROSPEROUS – Executive Summary

**Population Indicators
(7 in total)**

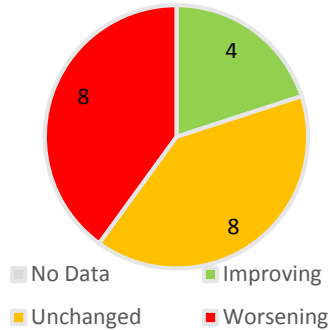


Suggested Indicators for Focus

Percentage of children achieving the 'Basics' measures at Key Stage 4

Ratio of lower quartile house prices to lower quartile earnings

**Performance Measures
(Currently 20 in total)**



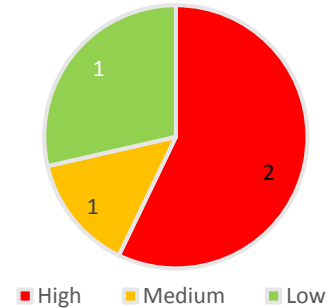
Suggested Measures for Focus

% of highway network where maintenance should be considered

Average progress 8 score per pupil
Percentage basics (Good pass in English and Maths)

Students going to UK higher education institutions after key stage 5

**Risks
(Currently 4 in total)**



Suggested Risks for Focus

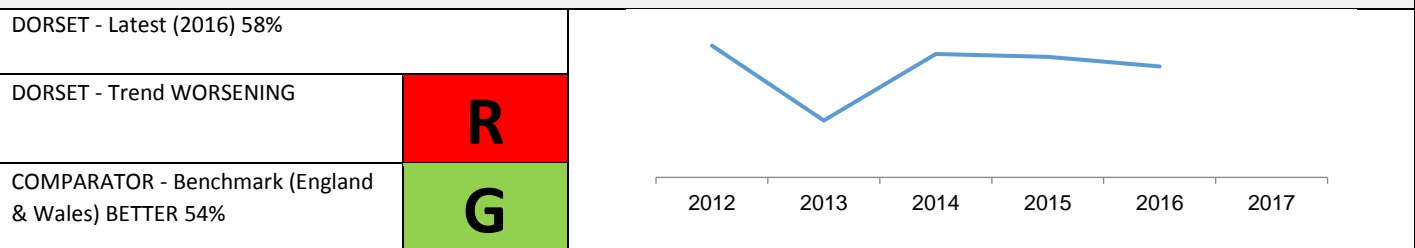
09a Unable to provide sufficient school places (Basic Need)

17a – Lack of support for proposed structure of local government in Dorset (Central Government)

PROSPEROUS: 01 Population Indicator - The productivity of Dorset's businesses (GVA per hour worked) - Outcome Lead Officer Maxine Bodell; Population Indicator Lead Officer David Walsh		
DORSET - Latest (2015) 90.9		
DORSET - Trend IMPROVING	G	
COMPARATOR - Benchmark (South West) 101.8 - WORSE	R	
<p>Story behind the baseline: In Dorset, GVA per hour worked (productivity) is below the national average and has been for some time. Dorset compares well with neighbours to the west, but less well compared with neighbours to the north and east. This may reflect a number of factors including: the structure of industry and employment opportunities e.g. high representation of tourism related jobs, availability of appropriately skilled workers - skills shortage vacancies suggest a gap in skilled trades - an above average percentage of part time jobs, lack of dynamism and low competitiveness in the local economy, distance from and lack of significant population centres, connectivity and supply chain issues, and lifestyle choices such as above average self-employment. Why does it matter? Raising productivity is key to improving living standards sustainably in the long term. Productivity leads to economic growth, which leads to better income levels and improved well-being. Partners with a significant role to play: Dorset LEP, District and Borough councils, Businesses</p>		
Performance Measure(s) – Trend Lines		
% of highway network where maintenance should be considered Latest Q2 17-18 – A Roads 4%, B & C Roads 5%		
Funding secured for the delivery of transport improvement schemes Latest 2016-17 - £5.65M		
Leader indicative allocation interested in active interventions Latest Qtr 2 2017-18 – £0.714M		
Growing Places Fund invested in active interventions Latest Qtr 2 2017-18 – 80.3%		
Corporate Risk	Score	Trend
No associated current corporate risk(s)		
Value for Money	Latest	Rank
UNDER DEVELOPMENT		
<p>What are we doing about it? Dorset County Council focuses attention on supporting infrastructure such as improving broadband connectivity and maintaining highways, both of which should enable businesses and workers to do their jobs better. Whilst road condition has dropped this year this follows a sustained period of improvement over the last few years. This drop reflects changes to the way the County Council has funded its investment programme. Working in partnership with other local authorities, the Dorset LEP and the Dorset Chamber of Commerce and Industry we also seek out and exploit funding avenues provided by Europe, our Government and other bodies to increase investment in the County. These such as the transport funding reported here are on top of annual government settlements and help us provide infrastructure improvements to unlock growth. Opportunities to bid for competitive government grants or other third-party funding arise on an ad hoc basis and will change from year to year. Our success will also depend on the national agenda. Recently national transport funds have been directed towards the 'Midlands Engine' and 'Northern Powerhouse'. Some funding streams such as LEADER allow us to provide grants to make rural businesses more efficient. Others such as the Growing Fund allow us to provide loans, meaning that money is reinvested back into the fund and hence is available to support the development of more businesses.</p>		

PROPEROUS: 02 Population Indicator - Rate of start-ups of new business enterprises - Outcome Lead Officer Maxine Bodell; Population Indicator Lead Officer David Walsh		
DORSET - Latest (2016) 81.9		
DORSET - Trend IMPROVING	G	
COMPARATOR - Benchmark (England & Wales) WORSE 107.3	R	
<p>Story behind the baseline: In Dorset, annual growth in the number of business births per 10,000 population aged 16-64 is below the national average and has changed little in the last three years. This could reflect several factors such as:</p> <ul style="list-style-type: none"> • A lack of available employment land in the right location, • A lack of choice of suitable employment premises in the right location, • A lack of innovation/dynamism in local economy, or • Quality of life/lifestyle issues meaning that new business owners may not wish to expand <p>Why does it matter? Expansion in the number of businesses should lead to more jobs for residents which, in turn, should increase incomes and well-being. Ideally, businesses should offer quality jobs i.e. higher value added to raise productivity levels.</p> <p>Partners with a significant role to play: Dorset LEP, District and Borough councils, Businesses</p>		
<p>Performance Measure(s) – Trend Lines - The Dorset Enterprise Zone came into force on 1 April 2017, so data for these performance measures will accumulate over time</p>		
<p>Amount of workspace created or serviced at the Dorset Enterprise Zone - Latest Q2 17-18 – 0</p>		
<p>Number of new enterprises created or safeguarded at the Dorset Enterprise Zone - Latest Q2 17-18 – 0</p>		
Corporate Risk	Score	Trend
No associated current corporate risk(s)		
Value for Money	Latest	Rank
UNDER DEVELOPMENT		
<p>What are we doing about it? Through the workspace and other economic strategies, Dorset County Council is working with local partners to plan for economic growth. In addition, we actively promote inward investment hosting the ‘Property Pilot’, promoting Dorset as a location to do business at fairs and exhibitions and following up any leads with potential investors. As a land owner, the County Council can dispose of its own land for use by Employment and more recently in partnership with Purbeck District Council and the Dorset LEP has purchased Dorset Innovation Park. As the landlord, we are promoting the Enterprise Zone as a location for business and are also developing for sale or lease a range of starter business units. Construction is nearing completion and good levels of interest is being shown from prospective clients.</p>		

PROSPEROUS: 03 Population Indicator - Percentage of children achieving the 'Basics' measures at Key Stage 4 - Outcome Lead Officer Maxine Bodell; Population Indicator Lead Officer Doug Gilbert

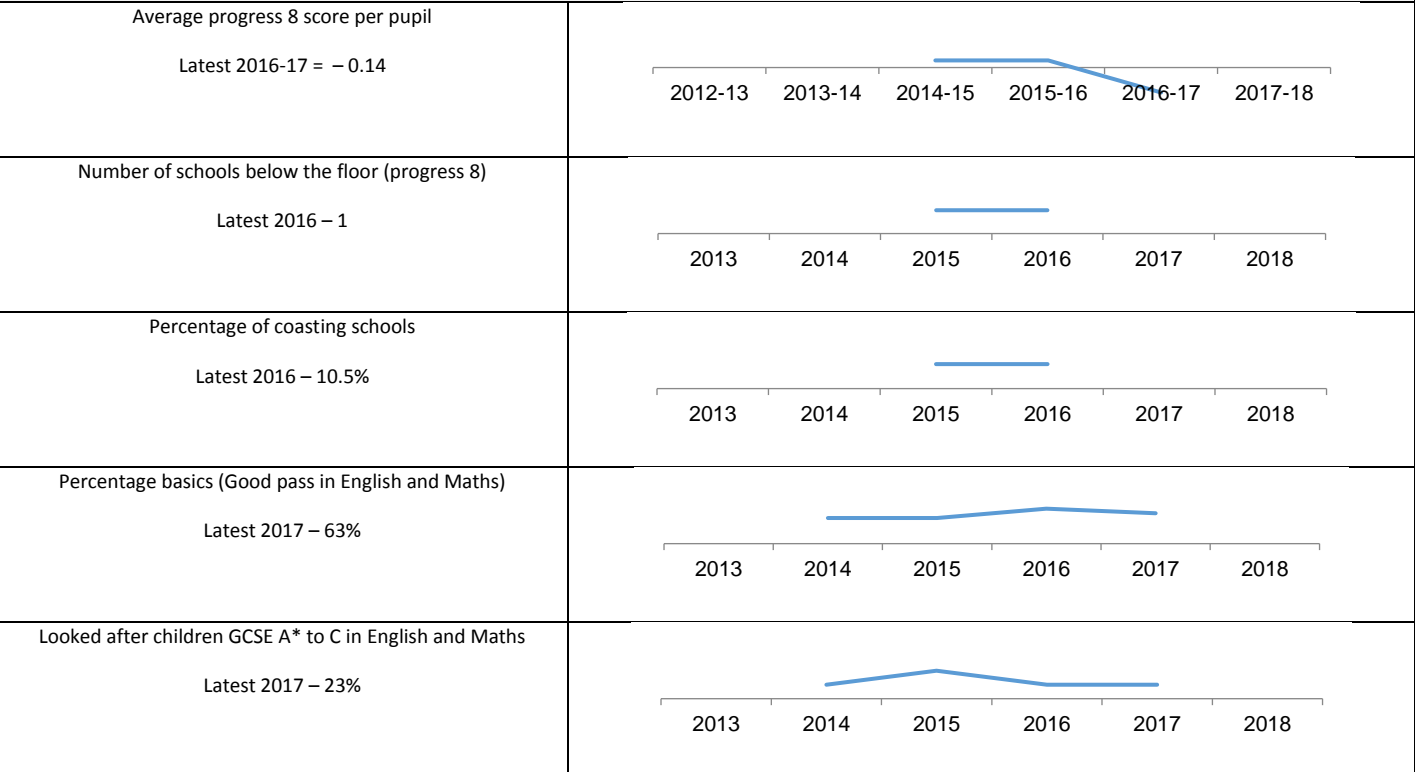


Story behind the baseline: The Basics measure indicates the % of pupils achieving a pass in English & Maths GCSE - key skills that allow a student to progress into further education or jobs with training. 2017 saw a change in the grading system for English & Maths – from A/B/C etc. to a numbering system: a standard pass is now a grade 4 or above; a good pass is now 5 or above. Dorset remains on a par with the national for the standard pass and 3% below the national for the good standard. Progress 8 is a progress measure that looks at pupil progress from the end of primary stage across a suite of subjects, this is now the key measure of school effectiveness. Dorset Progress 8 results dipped in 2017 – as did those in most LAs in the South West. Whilst many schools improved, some dipped in results in 2017, in addition Dorset 'gained' 2 new schools with low results in 2017 (Parkfield School and Dorset Studio School). Performance at a local level is variable and tends to reflect overall school performance.

Why does it matter? Achieving a good education at this stage allows pupils to continue in education or training and increases both employability and life chances.

Partners with a significant role to play: Ofsted, DFE, Regional Schools Commissioner and Wessex School Improvement Board.

Performance Measure(s) – Trend Lines



Corporate Risk	Score	Trend
09a Unable to provide sufficient school places (Basic Need)	HIGH	UNCHANGED
07i Deterioration in the relationships between schools and the LA arising from the Academies Bill	LOW	UNCHANGED
Value for Money	Latest	Rank
UNDER DEVELOPMENT		

What are we doing? The dip in Dorset figures for 2011-12 was due to the problems surrounding the re-grading of English GCSEs, discussed widely in the media at the time.

PROSPEROUS: 04 Population Indicator - Percentage of residents educated to level 4 (or equivalent) and above - Outcome

Lead Officer Maxine Bodell; Population Indicator Lead Officer Anne Gray

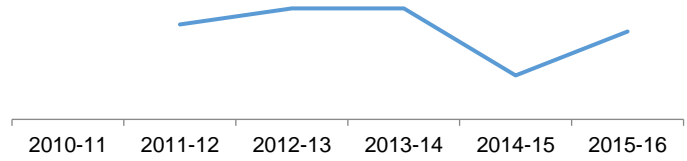
DORSET - Latest (2016) 35.9%

DORSET - Trend IMPROVING

G

COMPARATOR - Benchmark (South West) WORSE 37.8%

R



Story behind the baseline: Level 4 is equivalent to having a Higher National Certificate (HNC). In Dorset, the percentage of residents qualified to NVQ4+ is mostly above the national average but dropped below in the last year. Care: data is drawn from a household sample survey so year to year changes can reflect statistical error. Raising skill levels in the workforce at level 4+ would help reduce skills shortage vacancies, especially for skilled trade’s occupations. Higher level Apprenticeships and the continuation of learning whilst in work would help address this. The development of higher level apprenticeships will be supported by the Apprenticeship reforms 2017, where Levy funding will enable the take up of higher level apprenticeships by employers, and the opportunity to up-skill existing staff to a higher level through the apprenticeship route.

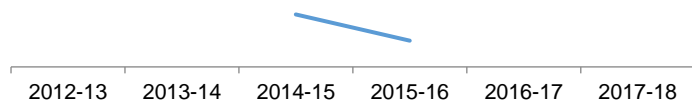
Why does it matter? Level 4 skills are key to future jobs. Raising skill levels in the workforce would help reduce skill shortage vacancies, especially for skilled trade occupations. Ageing of the workforce means employers need to upskill their workforces for succession planning. Higher skill levels give workers the opportunity to apply for better jobs, have greater job satisfaction and enhances well-being. The availability of a higher skilled labour pool will attract new employers and investment thus raising the quality of jobs and productivity.

Partners with a significant role to play: Dorset LEP, District and Borough councils, Businesses

Performance Measure(s) – Trend Lines


Students going to UK higher education institutions after key stage 5 (including deferred entry)

Latest 2015-16 – 51



Percentage of all apprenticeships taken at a higher level

Latest 2015-16 – 3.4%



Corporate Risk

Score

Trend

No associated current corporate risk(s)

Value for Money

Latest

Rank

UNDER DEVELOPMENT

What are we doing about it? Dorset County Council works with partners to ensure all young people are aware of all post 16 opportunities and are supported and encouraged to use this knowledge when making decisions.

PROSPEROUS: 05 Population Indicator - Ratio of lower quartile house prices to lower quartile earnings - Outcome Lead
 Officer Maxine Bodell; Population Indicator Lead Officer Maxine Bodell

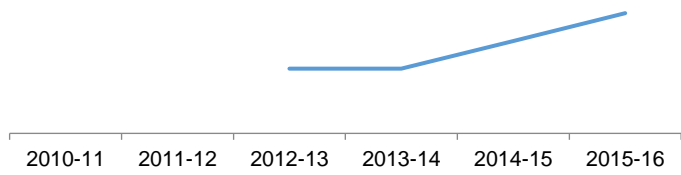
DORSET - Latest (2016) 10.3

DORSET - Trend WORSENING

R

COMPARATOR - Benchmark (England) WORSE
7.2

R



Story behind the baseline: This is a useful measure as it helps to illustrate the housing affordability gap for people on lower incomes for whom access to affordable housing is likely to be the most acute. The affordability gap between lower quartile earnings and house prices continues to worsen in Dorset and is consistently higher than the national average. In all but one district in Dorset there have been year-on-year increases in the ratio of house prices to incomes. The national average is a ratio of 7.2 while the Dorset Districts see a range of 9.0 in the 'most affordable' case to 13.5 in the worst affected district. The reasons for this are complex, but are likely to include a combination of the following factors:

- relatively lower salaries and productivity levels in the economy
- higher concentrations of certain lower paid sectors in parts of Dorset such as some services and tourism and the rural economy
- constraints on housing land supply such as international habitats
- Landscape designations and Green Belt, some 'stalled' and difficult-to-deliver housing sites with viability or infrastructure constraints, or over past years in housebuilding rates and commensurate supply of affordable housing due to wider economic impacts.

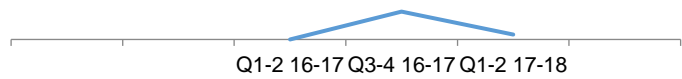
Why does it matter? If young workers cannot afford to live in the area, they are likely to seek employment in other areas where they can. This could lead to a loss of skills and labour. In addition, if employers cannot recruit the skilled people they need, they too may relocate.

Partners with a significant role to play: Partners: Local planning authorities; Dorset Local Enterprise Partnership; education and skills development agencies such as local education authorities, universities, FE colleges and employers.

Performance Measure(s) – Trend Lines

Number of new homes to be delivered on DCC land disposals

Latest Q1 - 2 17-18 – 20



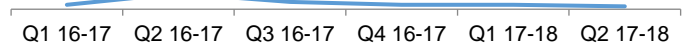
Landbank of permitted reserves of sand and gravel maintained in Bournemouth, Dorset and Poole (million tonnes) Target 9.00

Latest 2016 – 8.2



Responses made on behalf of DCC to consultations on Local Plans and Neighbourhood Plans

Latest Q2 17-18 – 2



Responses made by Highway Authority to planning applications (within 21 days)

Latest Q2 17-18 – 452



Corporate Risk

Score

Trend

No associated current corporate risk(s)

Value for Money

Latest

Rank

UNDER DEVELOPMENT

What are we doing about it? Dorset County Council is neither the Housing Authority or the Planning Authority for housing and employment development. It can, however, assist in the delivery of housing by disposing of land in County Council ownership for either general market or affordable housing, help ensure there is a supply of sand and gravel for the construction industry and work closely with District and Local Councils commenting on emerging policy frameworks, development masterplans and providing the view as Highway Authority on planning applications.

PROSPEROUS: 06 Population Indicator - Rates of coverage of superfast broadband - Outcome Lead Officer Maxine Bodell;
Population Indicator Lead Officer Pete Bartlett

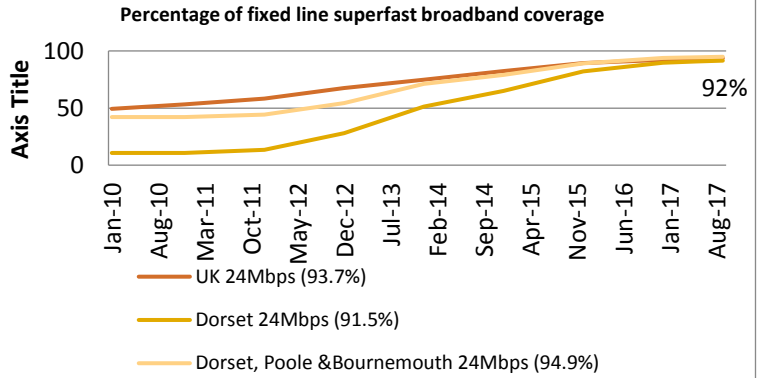
DORSET - Latest (November 2017) 92%

DORSET - Trend IMPROVING

G

COMPARATOR - Benchmark (UK) SIMILAR
92.5%

A



Story behind the baseline: Ofcom’s December 2016 report [Connected Nations](#) report summarises the national digital infrastructure position. Detail of Dorset coverage, future and a postcode checker are available here: <https://www.dorsetforyou.gov.uk/superfast>

Superfast Broadband Coverage: National and Dorset coverage data independently sourced from <https://labs.thinkbroadband.com/local/uk> (November 2017 – updated monthly). More local programme data is also available, but this does not provide a valid national comparator. The Superfast Dorset programme is a partnership programme between all district, borough and unitary authorities across Dorset, Poole and Bournemouth. 3 contracts have been let to BT to deliver improved broadband in areas of market failure where there are no commercial plans.

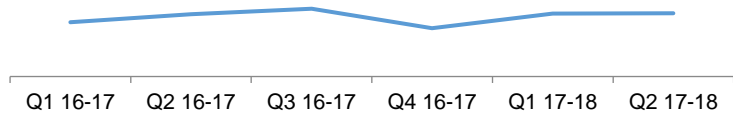
Take up of publically subsidised superfast broadband is 43% (November 2017), above the contractually modelled 20% target. The first contract was let to BT in July 2013 and has now completed its delivery phase, the second contract let in May 2015 is in deployment, and the third contract let in July 2017 is planned to start deployment at the end of this year. These 3 combined with private sector deployments will provide 98% coverage across the partnership area by completion. Mobile 4G coverage: Performance data on mobile digital coverage levels are not available nationally or locally. Ofcom’s postcode checker is available: <https://www.ofcom.org.uk/phones-telecoms-and-internet/advice-for-consumers/advice/ofcom-checker>

Why does it matter? Wider access to Superfast Broadband saves businesses time and money and allows them to work in new or different ways and access new markets. This leads to productivity gains and new jobs, as job creation is higher in connected businesses than non-connected. Greater connectivity also opens up opportunities for employees to work remotely from home thus improving their life/work balance and help reduce carbon footprints.

Partners with a significant role to play: All local authorities in the Superfast Dorset Programme, Dorset Local Enterprise Partnership, Broadband Delivery UK, part of the Department of Culture, Media and Sports, Defra; RPA; DCLG, Ofcom, Private sector fixed line and mobile network digital infrastructure providers.

Performance Measure(s)

Comparison to UK benchmark
Latest Qtr 2 2017-18 – 94.4%



Corporate Risk

Score

Trend

No associated current corporate risk(s)

Value for Money

Latest

Rank

UNDER DEVELOPMENT

What are we doing about it? Dorset County Council manages the rollout of superfast and ultrafast across the county. Moving to Ubiquitous Coverage - The Superfast Dorset programme is working to Utilise capital underspends and gain share earmarked for faster broadband, Secure capital funding from the EAFRD Rural Broadband Infrastructure scheme and Extend the [Better Broadband Subsidy Scheme](#)

PROSPEROUS: 07 Population Indicator - Apprenticeship starts as % of population aged 16-64 - Outcome Lead Officer Maxine Bodell; Population Indicator Lead Officer Anne Gray

DORSET - Latest (August 2016) 2.35%		
DORSET - Trend UNCHANGED		A
COMPARATOR - Benchmark (UK) BETTER 1.5%		G

Story behind the baseline: In Dorset, Apprenticeship starts of all ages expressed as a percentage of residents aged 16-64 years is above the national average. The number of starts dropped over the year (provisional) both locally and nationally. Qualifications of young people and skill levels in the workforce are a driver of productivity so the availability of good quality Apprenticeships is important for Dorset. The actual number of Apprenticeship starts in Dorset seems to fluctuate. Starts dropped by 100 over the last year, down from 5,650 to 5,550. The number of starts may be affected by:

- Employer awareness of Apprenticeships and the breadth of vocational areas on offer.
- Employers unaware of additional funding for apprenticeships in small businesses.
- Low number of apprenticeship opportunities in rural areas.
- Wider awareness of Apprenticeships as a route to employment and perception of this by schools/parents/young people as a 'second class' option;
- Quality of Apprenticeships on offer in terms of training and employment opportunities.

Why does it matter? Raising qualifications and skill levels through apprenticeships will help raise productivity. The availability of a higher skilled labour pool will attract new employers and investment. Helping workers to gain higher skills opens opportunities for them to apply for better jobs.

Partners with a significant role to play: Dorset LEP, District and Borough councils, Businesses

Performance Measure(s) – Trend Lines

Cumulative number of new DCC apprenticeships starts between 2017-2021 (NEW SCHEME) against target 209 Latest Q2 17-18 – 32	
---	--

Corporate Risk	Score	Trend
No associated current corporate risk(s)		
Value for Money	Latest	Rank
UNDER DEVELOPMENT		

What are we doing about it? Dorset County Council works with partners to ensure that all young people are aware of all post 16 opportunities available and supports and encourages them to use this knowledge when making decisions. As a major employer, it is also a contributor to the governments Apprenticeship Levy which aims to increase opportunities for apprenticeships and provides opportunities for apprenticeships across the range of DCC functions. These include higher level apprenticeships that enable a career to be developed within mainstream professions.

Corporate Risks that feature within PROSPEROUS but are not assigned to a specific POPULATION INDICATOR (All risks are taken from the [Corporate Risk Register](#))

17a – Lack of support for proposed structure of local government in Dorset (Central Government)	HIGH	UNCHANGED
09f - failure to adapt services and communities to the impacts of a changing climate	MEDIUM	UNCHANGED

Key to risk and performance assessments

Corporate Risk(s)		Trend	
High level risk in the Corporate Risk Register and outside of the Council's Risk Appetite	HIGH	Performance trend line has improved since previous data submission	IMPROVING
Medium level risk in the Corporate Risk Register	MEDIUM	Performance trendline remains unchanged since previous data submission	UNCHANGED
Low level risk in the Corporate Risk Register	LOW	Performance trendline is worse than the previous data submission	WORSENING

Responsibility for Indicators and Measures

<p align="center">Population Indicator relates to ALL people in each population</p> <p align="center">Shared Responsibility Partners and stakeholders working together</p> <p align="center">Determining the ENDS <i>(Or where we want to be)</i></p>	<p align="center">Performance Measure relates to people in receipt of a service or intervention</p> <p align="center">Direct Responsibility Service providers (and commissioners)</p> <p align="center">Delivering the MEANS <i>(Or how we get there)</i></p>
--	--

CONTACT

John Alexander (Senior Assurance Manager, Governance and Assurance Services)

Email J.d.alexander@dorsetcc.gov.uk

Tel 01305 225096

David Trotter (Senior Assurance Officer, Governance and Assurance Services)

Email d.trotter@dorsetcc.gov.uk

Tel 01305 228692